

FPS E series

High Head Filtered Effluent Pump

Applications:

- Filtered Effluent Service
- Aeration
- Ornamental Fountains/Waterfalls

Features:

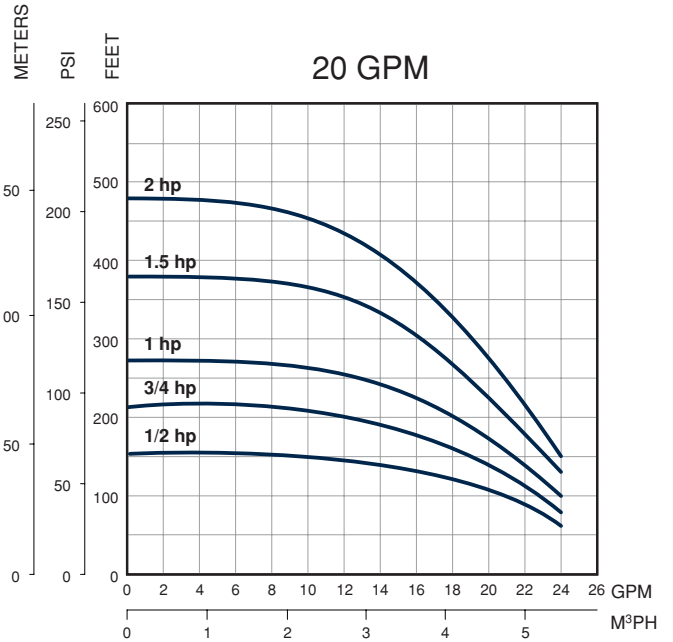
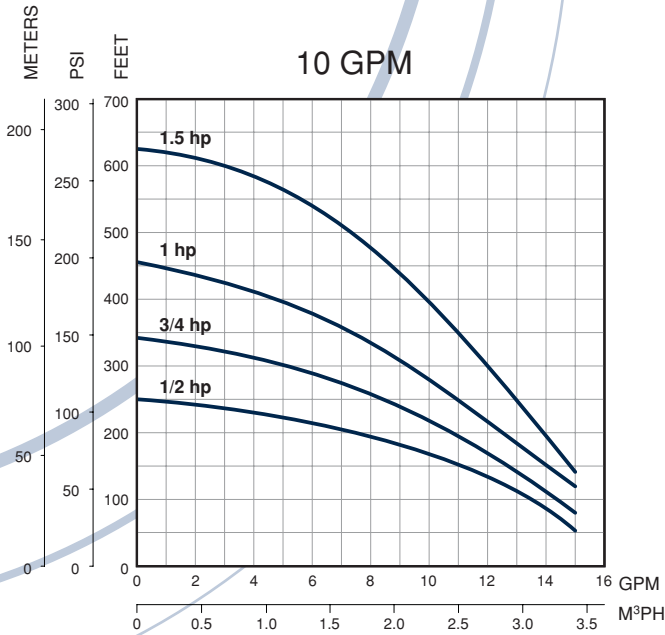
- Ideal for filtered effluent pumping applications.
- Stainless Steel or Thermoplastic discharge and motor bracket are tough and non-corrosive. Both materials are highly resistant to damage by minerals, metals and other substances typically found in water.
- Heavy duty, 300 volt, 10' SJ00W motor leads.
- Ceramic bearing sleeve has time proven durability for years of reliable service.
- Hex rubber bearing has extra large surface assuring shaft stability and multiple flow channels keeping particles away from bearing surfaces.
- Proven Noryl® staging allows close tolerances and increased performance.
- Stainless steel up thrust washer prevents excessive wear in severe applications.
- Removable built in check valve.
- Powered by Franklin Electric submersible motor.

* Noryl® is a Registered Trademark of G.E.



Franklin Electric

Thermoplastic Performance



Thermoplastic Units Ordering Information

1/2 - 1.5 HP Single-Phase Units

Order No.	Model	GPM	HP	Volt	Wire	Wt.
94741005	10FE05P4-2W115	10	1/2	115	2	24
94741010	10FE05P4-2W230	10	1/2	230	2	24
94741015	10FE07P4-2W230	10	3/4	230	2	28
94741020	10FE1P4-2W230	10	1	230	2	31
94741025	10FE15P4-2W230	10	1.5	230	2	46
94742005	20FE05P4-2W115	20	1/2	115	2	25
94742010	20FE05P4-2W230	20	1/2	230	2	25
94742015	20FE07P4-2W230	20	3/4	230	2	28
94742020	20FE1P4-2W230	20	1	230	2	31
94742025	20FE15P4-2W230	20	1.5	230	2	40

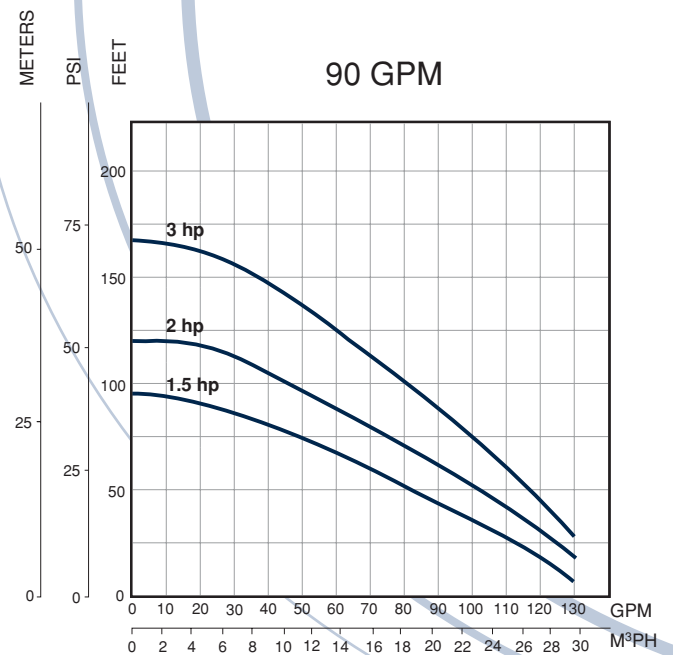
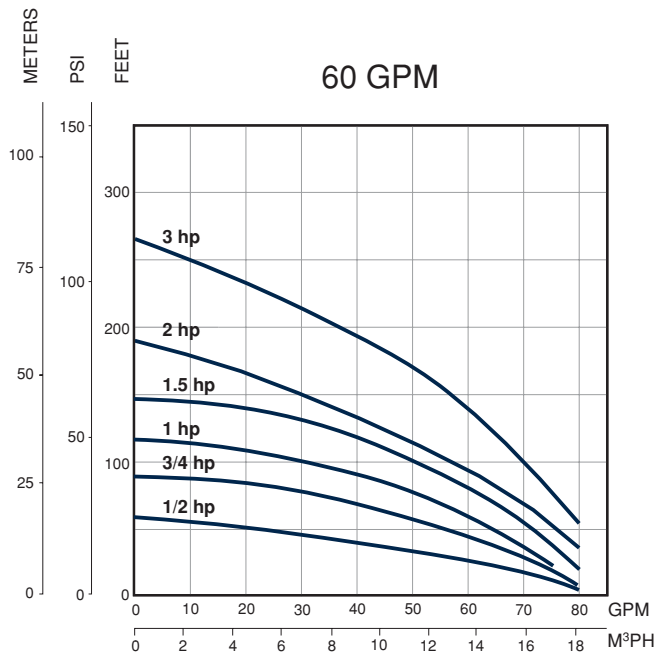
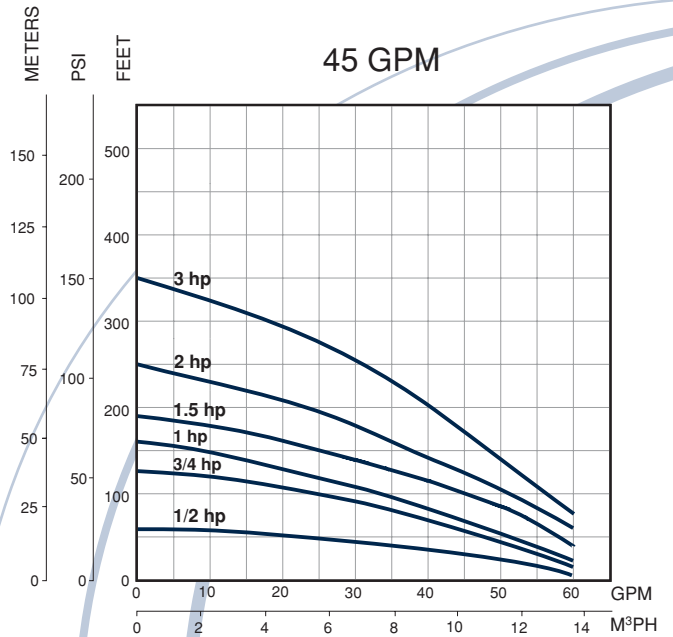
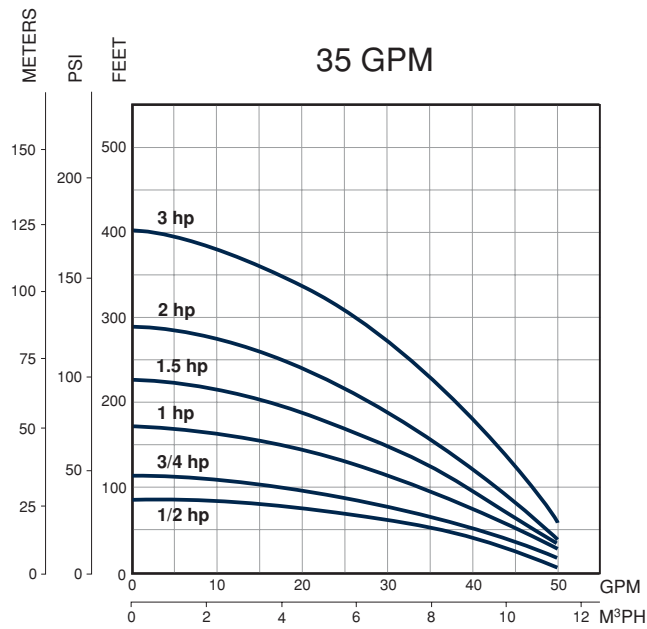
Thermoplastic 1/2 - 2 HP Pump Ends

Order No.	Model	GPM	HP	Volt	Wire	Wt.
94751005	10FE05P4-PE	10	1/2	N/A	N/A	6
94751010	10FE07P4-PE	10	3/4	N/A	N/A	7
94751015	10FE1P4-PE	10	1	N/A	N/A	8
94751020	10FE15P4-PE	10	1.5	N/A	N/A	12
94752005	20FE05P4-PE	20	1/2	N/A	N/A	6
94752010	20FE07P4-PE	20	3/4	N/A	N/A	7
94752015	20FE1P4-PE	20	1	N/A	N/A	8
94752020	20FE15P4-PE	20	1.5	N/A	N/A	10
94752025	20FE2P4-PE	20	2	N/A	N/A	11

Environmental Series Pumps



Stainless Steel Performance



Environmental Series Pumps



Stainless Steel Units Ordering Information

1/2 - 1.5 HP Single-Phase Units						
Order No.	Model	GPM	HP	Volt	Wire	Wt.
94743505	35FE05S4-2W115	35	1/2	115	2	25
94743510	35FE05S4-2W230	35	1/2	230	2	25
94743515	35FE07S4-2W230	35	3/4	230	2	29
94743520	35FE1S4-2W230	35	1	230	2	33
94743525	35FE15S4-2W230	35	1.5	230	2	39
94744505	45FE05S4-2W115	45	1/2	115	2	28
94744510	45FE05S4-2W230	45	1/2	230	2	28
94744515	45FE07S4-2W230	45	3/4	230	2	33
94744520	45FE1S4-2W230	45	1	230	2	36
94744525	45FE15S4-2W230	45	1.5	230	2	44
94746005	60FE05S4-2W115	60	1/2	115	2	29
94746010	60FE05S4-2W230	60	1/2	230	2	29
94746015	60FE07S4-2W230	60	3/4	230	2	33
94746020	60FE1S4-2W230	60	1	230	2	37
94746025	60FE15S4-2W230	60	1.5	230	2	45
94749025	90FE15S4-2W230	90	1.5	230	2	44

Stainless Steel 1/2 - 3 HP Pump Ends						
Order No.	Model	GPM	HP	Volt	Wire	Wt.
94753505	35FE05S4-PE	35	1/2	N/A	N/A	7
94753510	35FE07S4-PE	35	3/4	N/A	N/A	8
94753515	35FE1S4-PE	35	1	N/A	N/A	9
94753520	35FE15S4-PE	35	1.5	N/A	N/A	10
94753525	35FE2S4-PE	35	2	N/A	N/A	11
94753530	35FE3S4-PE	35	3	N/A	N/A	12
94754505	45FE05S4-PE	45	1/2	N/A	N/A	10
94754510	45FE07S4-PE	45	3/4	N/A	N/A	11
94754515	45FE1S4-PE	45	1	N/A	N/A	12
94754520	45FE15S4-PE	45	1.5	N/A	N/A	15
94754525	45FE2S4-PE	45	2	N/A	N/A	16
94754530	45FE3S4-PE	45	3	N/A	N/A	19
94756005	60FE05S4-PE	60	1/2	N/A	N/A	11
94756010	60FE07S4-PE	60	3/4	N/A	N/A	12
94756015	60FE1S4-PE	60	1	N/A	N/A	13
94756020	60FE15S4-PE	60	1.5	N/A	N/A	14
94756025	60FE2S4-PE	60	2	N/A	N/A	15
94756030	60FE3S4-PE	60	3	N/A	N/A	17
94759020	90FE15S4-PE	90	1.5	N/A	N/A	15
94759025	90FE2S4-PE	90	2	N/A	N/A	15
94759030	90FE3S4-PE	90	3	N/A	N/A	17

