



High Amp Pump Switch With Junction Box

Qwik Pak™ - 25 Amp Pump Control

Leading Edge Design



1. High Amp Rating

- ▶ Rated at 25 amps the Quick Pak™ can be used on Grinder Pumps and large horsepower pumps.
- ▶ Eliminate buying an extra junction box.
- ▶ Float switch activates relay that switches the high amps - long lasting.



2. Environmentally Safe

- ▶ Patented mechanical switching mechanism eliminates the use of hazardous mercury.

3. High Integrity Design

- ▶ Uses a heavy duty relay. (Similar to relays used in control panels.)
- ▶ Heavy duty quick connects for fast and easy installation.
- ▶ Breaks both electrical lines.

Features

Patented Mechanical Design

Mechanically activated snap action contacts

PVC Float Housing

Excellent corrosion resistant and withstands high impacts

Heavy Duty Cable

Extra flexible 14 gauge, 2 conductor cable

Omni-Directional

Not sensitive to rotation or turbulence

Adjustable Pumping Range


UL Listed / 3-Year Warranty

Guaranteed safety and performance

Flexible Installations


Heavy Duty Power Relay

The Qwik Pak™ breaks BOTH electrical lines. 25Amp, 230 Volt.



Connect Wires Without Tools

Lift bar and insert wire. Connectors for incoming 230 VAC & pump electrical wires.



Multiple Electrical Connection Options

- ▶ 1/2", 1 1/2", 2" PVC Hubs, 1/2" NPT Flat cable grip.
- ▶ Float is easily removed to pass through conduit or tank covers.



Specifications

Electrical

25 amps, 230 VAC

Operating Temperature

0-140 F

Float Housing

3.25" diameter x 4.55" length, high impact PVC

Cable

Flexible 14 gauge, 2 conductors, SJOW (UL, CSA), water resistant, rubber (CPE)

Switching Differential

90 degrees total

NOTE: The Quick Pak™ must be used with pumps that provide integral thermal overload protection.



Leading Edge Control Products

Alarm Systems

Control Panels


Float Switches

Leak Detection Systems


Qwik Pak™ - 25 Amp Pump Control

Specifications

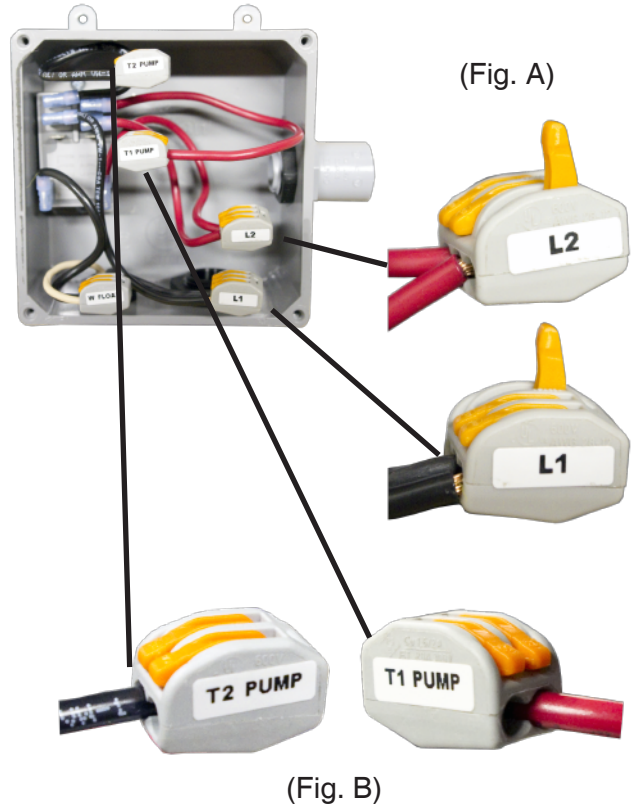
4"X 4"X 4" Model Numbers: 7804,7805,7806,7807



5"X 5"X 2" Model Numbers: 7803



Installation



Plug the pump or motor into the quick connect labeled T1 Pump and T2 Pump (Fig. A). Connect the incoming power to L1 & L2 (Fig. B).

Order Numbers

Part Number	Description	Empty Tank				
		5"X5"X2"	4"X4"X4"	4"X4"X4"	4"X4"X4"	4"X4"X4"
7803	230 VAC Qwik Pak, 5X5X2, 25 Amp, Separate 1/2" NPT Flat and 1/2" PVC Hub	X				
7804	230 VAC Qwik Pak, 4X4X4, 25 Amp Only		X			
7805	230 VAC Qwik Pak, 4X4X4, 25 Amp, Separate 1/2" NPT Flat & 1 1/2" PVC Hub			X		
7806	230 VAC Qwik Pak, 4X4X4, 25 Amp, Installed 1 1/2" PVC Hub				X	
7807	230 VAC Qwik Pak, 4X4X4, 25 Amp, Installed 2" PVC Hub					X
7849	120 VAC Qwik Pak, 4X4X4, 25 Amp Only, Does not include any connectors		X			
7850	120 VAC Qwik Pak, 5X5X2, 25 Amp Only, Does not include any connectors	X				



Leading Edge Control Products

L1141-Rev.B